

# SCE NEXTGEN FREE-STANDING

## Common Enclosure Configurations



### Part Number Structure Reference

Saginaw Control & Engineering

Height

Width

Depth

SCE-N80\*\*4018

NextGen

- RX-** Right bay with disc. cutout - left side open
- C-** Center bay- both sides open
- L-** Left bay- right side open
- CU-** Center bay overlap- both sides open
- LU-** Left bay overlap- right side open
- RU-** Right bay overlap - left side open
- XM-** Disc. cutout - both sides solid


Height	Width	Depth
68	40 (Single door)	18
80	78 (Two door)	24
86		



Your Enclosure Source®

SAGINAW CONTROL & ENGINEERING  
NEXTGEN FREE-STANDING

# 1 DOOR




**NEMA 4**  
4X WHEN SS

SCE-N**XM40** Single door both sides solid with disconnect cutout
-------------------------------------------------------------------------

Option A

SCE-NEP**** Endplate	SCE-N**RX40** Single door right bay with disconnect cutout
-------------------------	------------------------------------------------------------------

Option B



**NEMA 4**  
4X WHEN SS


QTY 2 SCE-NEP**** Endplate	SCE-N**L40** Single door left bay
----------------------------------	--------------------------------------

Option C

QTY 2 SCE-NEP**** Endplate	SCE-N**C40** Single door center bay
----------------------------------	----------------------------------------

Option D

# 2 DOOR



Endplate



**NEMA 4**  
4X WHEN SS


SCE-N\*\*XM78\*\*  
Two door both sides solid  
with disconnect cutout

Option A

SCE-NEP\*\*\*\*  
Endplate

SCE-N\*\*RX78\*\*  
Two door right bay with  
disconnect cutout

Option B



Endplate



**NEMA 12**

SCE-NEP\*\*\*\*  
Endplate

SCE-N\*\*RU78\*\*  
Two door overlap  
right bay


Option C

QTY 2  
SCE-NEP\*\*\*\*  
Endplate


SCE-N\*\*CU78\*\*  
Two door overlap  
center bay

Option D

# 3 DOOR



Endplate



**NEMA 4**  
4X WHEN SS

SCE-N\*\*L78\*\*  
Two door left bay

SCE-N\*\*RX40\*\*  
Single door right bay with  
disconnect cutout


Option A

SCE-NEP\*\*\*\*  
Endplate

SCE-N\*\*C78\*\*  
Two door center bay

SCE-N\*\*RX40\*\*  
Single door right bay with  
disconnect cutout

Option B



Endplate



**NEMA I2**

SCE-N\*\*LU78\*\*  
Two door overlap left bay

SCE-N\*\*RX40\*\*  
Single door right bay with  
disconnect cutout

Option C


SCE-NEP\*\*\*\*  
Endplate

SCE-N\*\*CU78\*\*  
Two door overlap center  
bay

SCE-N\*\*RX40\*\*  
Single door right bay with  
disconnect cutout

Option D

# 3 DOOR




Endplate



**NEMA 4**  
4X WHEN SS

SCE-N**L40** Single door left bay	SCE-N**RX78** Two door right bay with disconnect cutout	Option E
--------------------------------------	------------------------------------------------------------	----------

SCE-NEP**** Endplate	SCE-N**C40** Single door center bay	SCE-N**RX40** Two door right bay with disconnect cutout	Option F
-------------------------	----------------------------------------	------------------------------------------------------------	----------



Endplate



**NEMA I2**

SCE-N**L40** Single door left bay	SCE-N**RU78** Two door overlap right bay	Option G
--------------------------------------	---------------------------------------------	----------


SCE-NEP**** Endplate	SCE-N**C40** Single door center bay	SCE-N**RU78** Two door overlap right bay	Option H
-------------------------	----------------------------------------	---------------------------------------------	----------

# 4 DOOR



**NEMA 4  
4X WHEN SS**


	SCE-N**L78** Two door left bay	SCE-N**RX78** Two door right bay with disconnect cutout	Option A
SCE-NEP**** Endplate	SCE-N**C78** Two door center bay	SCE-N**RX78** Two door right bay with disconnect cutout	Option B



**NEMA I2**

	SCE-N**LU78** Two door overlap left bay	SCE-N**RX78** Two door right bay with disconnect cutout	Option C
SCE-NEP**** Endplate	SCE-N**CU78** Two door overlap center bay	SCE-N**RX78** Two door right bay with disconnect cutout	Option D

# 4 DOOR




Endplate



NEMA I2

SCE-N**LU78** Two door overlap left bay	SCE-N**RU78** Two door overlap right bay	Option E
--------------------------------------------	---------------------------------------------	----------

SCE-NEP**** Endplate	SCE-N**CU78** Two door overlap center bay	SCE-N**RU78** Two door overlap right bay	Option F
-------------------------	----------------------------------------------	---------------------------------------------	----------



Endplate



NEMA I2

SCE-N**L78** Two door left bay	SCE-N**RU78** Two door overlap right bay	Option G
-----------------------------------	---------------------------------------------	----------

SCE-NEP**** Endplate	SCE-N**C78** Two door center bay	SCE-N**RU78** Two door overlap right bay	Option H
-------------------------	-------------------------------------	---------------------------------------------	----------

# 5 DOOR



**NEMA 4**  
4X WHEN SS

SCE-N**L78** Two door left bay	SCE-N**C78** Two door center bay	SCE-N**RX40** Single door right bay with disconnect cutout	Option A
-----------------------------------	-------------------------------------	---------------------------------------------------------------	----------

SCE-NEP**** Endplate	SCE-N**C78** Two door center bay	SCE-N**C78** Two door center bay	SCE-N**RX40** Single door right bay with disconnect cutout	Option B
-------------------------	-------------------------------------	-------------------------------------	---------------------------------------------------------------	----------



**NEMA I2**

SCE-N**LU78** Two door overlap left bay	SCE-N**CU78** Two door overlap center bay	SCE-N**RX40** Single door right bay with disconnect cutout	Option C
--------------------------------------------	----------------------------------------------	---------------------------------------------------------------	----------

SCE-NEP**** Endplate	SCE-N**CU78** Two door overlap center bay	SCE-N**CU78** Two door overlap center bay	SCE-N**RX40** Single door right bay with disconnect cutout	Option D
-------------------------	----------------------------------------------	----------------------------------------------	---------------------------------------------------------------	----------



# 5 DOOR



**NEMA I2**

SCE-N**L40** Single door left bay	SCE-N**CU78** Two door overlap center bay	SCE-N**RU78** Two door overlap right bay
-----------------------------------------	-------------------------------------------------	------------------------------------------------

Option E

SCE-NEP**** Endplate	SCE-N**C40** Single door center bay	SCE-N**CU78** Two door overlap center bay	SCE-N**RU78** Two door overlap right bay
-------------------------	-------------------------------------------	-------------------------------------------------	------------------------------------------------

Option F



**NEMA I2**


SCE-N**L40** Single door left bay	SCE-N**C78** Two door center bay	SCE-N**RU78** Two door overlap right bay
-----------------------------------------	----------------------------------------	------------------------------------------------

Option G

SCE-NEP**** Endplate	SCE-N**C40** Single door center bay	SCE-N**C78** Two door center bay	SCE-N**RU78** Two door overlap right bay
-------------------------	-------------------------------------------	----------------------------------------	------------------------------------------------

Option H

# 6 DOOR




Endplate



**NEMA 4**  
4X WHEN SS

SCE-N**L78** Two door left bay	SCE-N**C78** Two door center bay	SCE-N**RX78** Two door right bay with disconnect cutout	Option A
-----------------------------------	-------------------------------------	------------------------------------------------------------	----------

SCE-NEP**** Endplate	SCE-N**C78** Two door center bay	SCE-N**C78** Two door center bay	SCE-N**RX78** Two door right bay with disconnect cutout	Option B
-------------------------	-------------------------------------	-------------------------------------	------------------------------------------------------------	----------



Endplate




**NEMA I2**

SCE-N**LU78** Two door overlap left bay	SCE-N**CU78** Two door overlap center bay	SCE-N**RX78** Two door right bay with disconnect cutout	Option C
--------------------------------------------	----------------------------------------------	------------------------------------------------------------	----------

SCE-NEP**** Endplate	SCE-N**CU78** Two door overlap center bay	SCE-N**CU78** Two door overlap center bay	SCE-N**RX78** Two door right bay with disconnect cutout	Option D
-------------------------	----------------------------------------------	----------------------------------------------	------------------------------------------------------------	----------

# 6 DOOR



Endplate




NEMA I2

SCE-N**LU78** Two door overlap left bay	SCE-N**CU78** Two door overlap center bay	SCE-N**RU78** Two door overlap right bay
-----------------------------------------------	-------------------------------------------------	------------------------------------------------

Option E

SCE-NEP**** Endplate	SCE-N**CU78** Two door overlap center bay	SCE-N**CU78** Two door overlap center bay	SCE-N**RU78** Two door overlap right bay
-------------------------	-------------------------------------------------	-------------------------------------------------	------------------------------------------------

Option F



Endplate



NEMA I2

SCE-N**L78** Two door left bay	SCE-N**C78** Two door center bay	SCE-N**RU78** Two door overlap right bay
-----------------------------------	----------------------------------------	------------------------------------------------

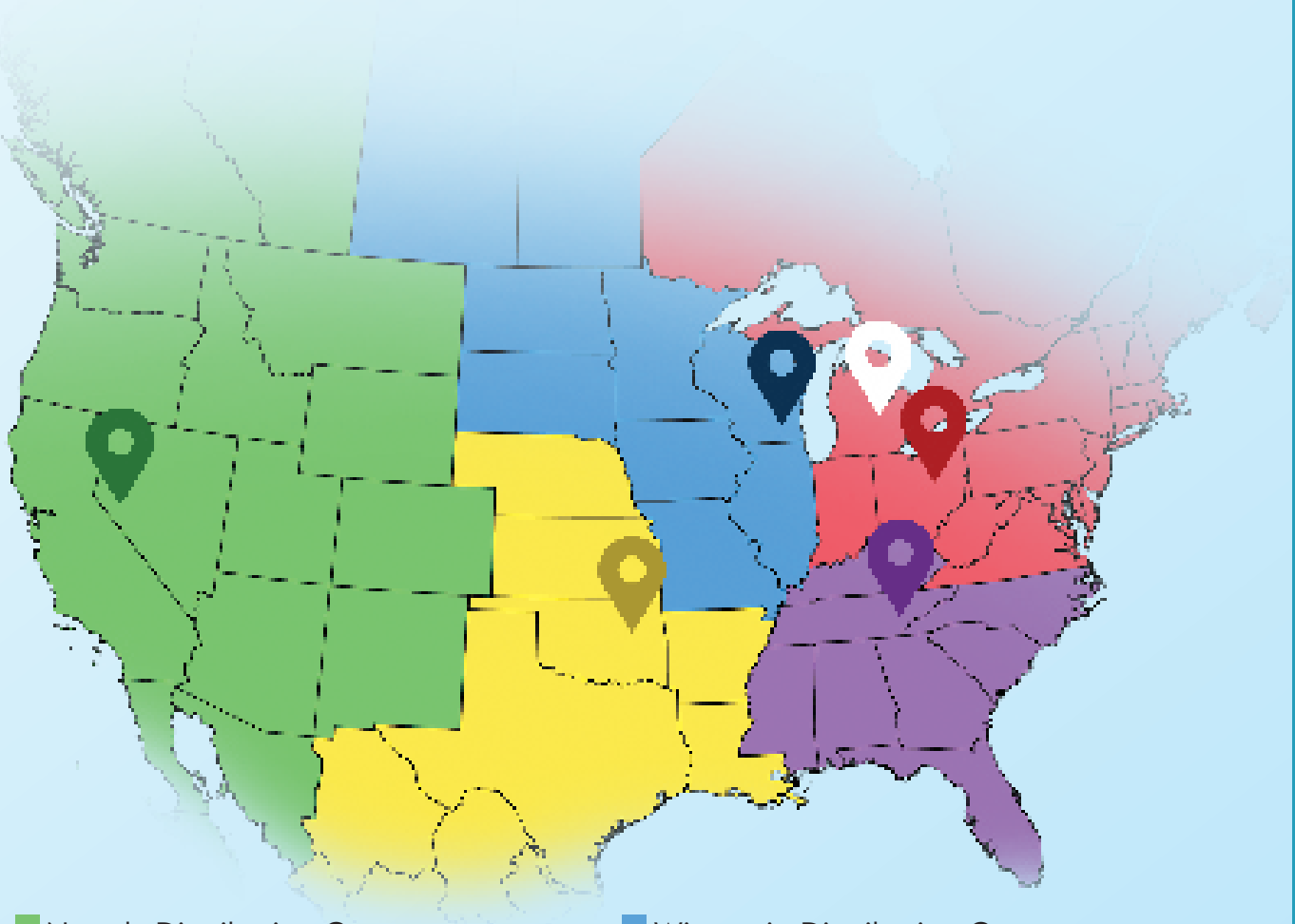
Option G

SCE-NEP**** Endplate	SCE-N**C78** Two door center bay	SCE-N**C78** Two door center bay	SCE-N**RU78** Two door overlap right bay
-------------------------	----------------------------------------	----------------------------------------	------------------------------------------------

Option H

West Manufacturing Center  
11122 Sunshine Drive  
Saginaw, Michigan 48609  
Phone: (989) 799-6871  
Email: SCE@saginawcontrol.com

East Manufacturing Center  
95 Midland Road  
Saginaw, Michigan 48638  
Phone: (989) 799-6871  
Email: SCE@saginawcontrol.com



Nevada Distribution Center  
795 Denmark Drive  
McCarran, Nevada 89437  
Phone: (775) 343-1834  
Email: Reno@saginawcontrol.com

Oklahoma Distribution Center  
2725 North David Patrick Avenue E  
Tulsa, Oklahoma 74116  
Phone: (918) 949-9766  
Email: Tulsa@saginawcontrol.com

Wisconsin Distribution Center  
5110 70th Avenue  
Kenosha, Wisconsin 53144  
Phone: (262) 657-4700  
Email: Kenosha@saginawcontrol.com

Ohio Distribution Center  
40 Aurora Industrial Parkway  
Aurora, Ohio 44202  
Phone: (330) 995-9800  
Email: Aurora@saginawcontrol.com

Tennessee Distribution Center  
220 Sam Rayburn Parkway  
Lenoir City, Tennessee 37771  
Phone: (865) 717-4861  
Email: LC@saginawcontrol.com



*Your Enclosure Source<sup>®</sup>*