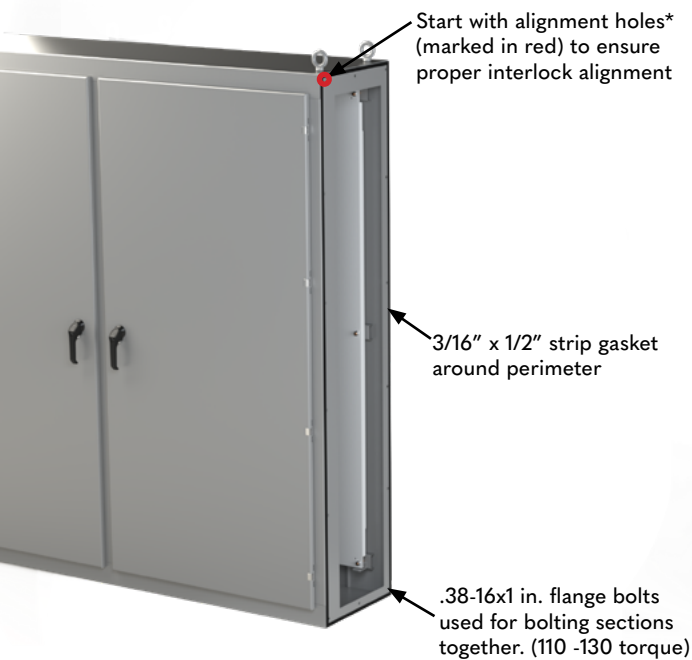



NEXTGEN MULTIDOOR ENCLOSURE INSTALLATION

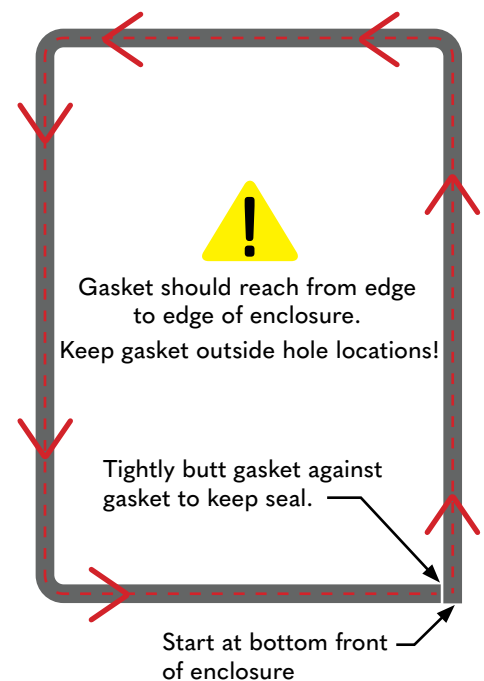


Your Enclosure Source®

Regardless of the multi-door NextGen enclosure you are building you will need to know how to connect your enclosures together correctly. This is a straight forward process; firstly wipe away application area, then put gasket around the edge of one of the enclosures, and finally using the included bolt pack, bolt together the two sides to form a water tight seal.



GASKET LAYOUT



*Two alignment obrounds are located on the front side of the enclosure. These are used for the [cable interlock](#).