

FAN FILTERS

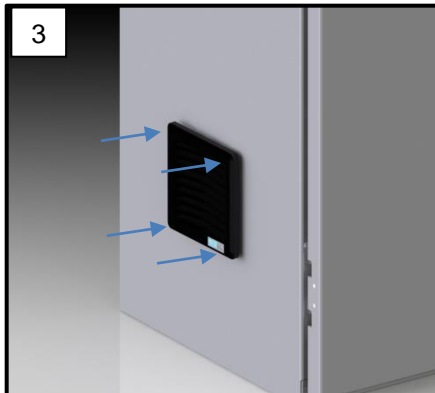

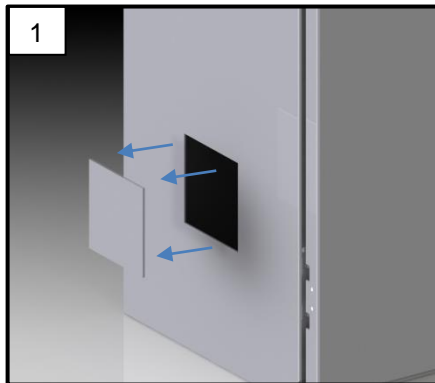


MOUNTING INSTRUCTIONS

1. Cut the mounting hole (when required) in the enclosure using the dimensions shown, respecting the tolerances indicated.
2. Insert the filter into the mounting hole.
Note: the bottom side is marked by the SCE logo plate down on the right.
3. Push on each corner of the cover so that the filter is correctly clamped.
Attention: Press on the filter up to the required depth so that the clips return to their original position. Fix the filter using the clips provided or four screws in each corresponding hole within the corners of the base.

We recommend wearing suitable protective clothing:

- Gloves EN 420 and EN 388
- Safety glasses ENC 166 - 170



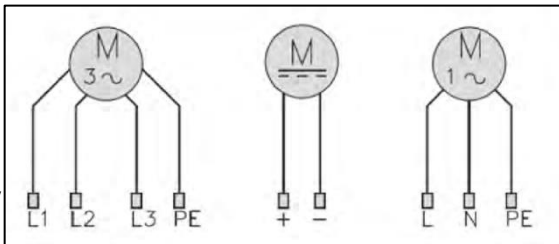
DISMOUNTING

If filter cannot be removed from seat:
Using fine-nose pliers, apply pressure to the clips while pushing inwards towards the enclosure. This will release the clips from the base.



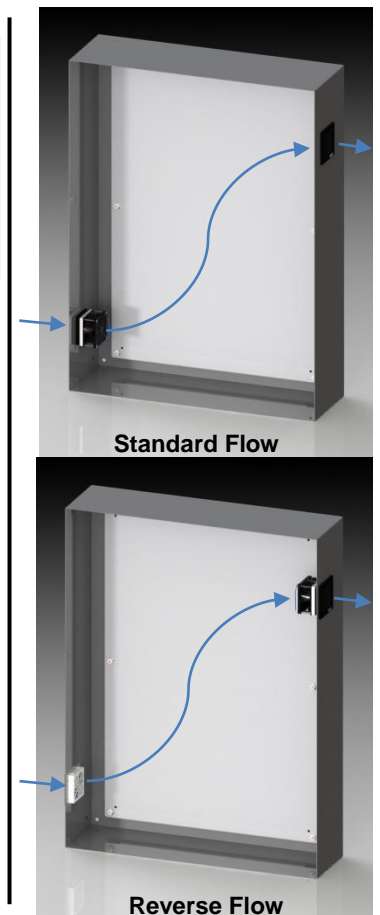

ELECTRICAL CONNECTION TO THE FAN FILTERS

The feed voltage and frequency must be according to the rated values stated on the name plates.
The electrical connection must be carried out according to the local norms and safety regulations which govern the use of electrical material.
Electrical connection and repairs must be carried out by qualified personnel only.



REPLACEMENT AND CLEANING OF THE FILTER MEDIA

To remove the filter media, (See fig. A) slide the cover on the base by raising the bottom tongue and pushing it upwards. The filter media can be cleaned by rinsing, spraying or beating.
Re-insert the cover into the base after cleaning media. The frequency with which the filter media must be replaced depends on the amount of dust accumulated, operating period, and specific working conditions encountered by the user.
Note: an unclean filter media reduces the efficiency of the filter causing insufficient or finally a total lack of ventilation



FAN FILTERS

Filter Assemblies	Detail	Max Material Thickness	UL Type	Fan and Filter Assembly	Voltage	Airflow CFM (m ³ /hr)	Noise dB(A)	Power (W)	Current (A)	Weight lbs (Kg)
Exhaust Filter: SCE-N12FGA33	1	0.078	12	SCE-N12FA33	115 50/60hz	13 / 15	37 / 42	12/10	0.145 / 0.127	1.19 (0.54)
				SCE-N12FA33-230	230V 50/60hz	13 / 15	37 / 42	12/11	0.780 / 0.680	1.19 (0.54)
				SCE-N12FA33-24VDC	24V DC	29	59	15	0.610	0.77 (0.35)
Exhaust Filter: SCE-N12FGA44	2	0.125	12	SCE-N12FA44	115 50/60hz	26.5 / 29.4 (45 / 50)	46 / 49	16 / 15	0.20 / 0.18	1.67 (0.76)
				SCE-N12FA44-230	230V 50/60hz	39 / 47 (66 / 80)	40 / 44	16 / 15	0.13 / 0.10	1.67 (0.76)
				SCE-N12FA44-24VDC	24V DC	28 (47)	42	7.4	0.309	1.10 (0.50)
Exhaust Filter: SCE-N3FGA44	2	0.125	3R	SCE-N3RFA44	115V 50/60hz	39 / 47	46 / 49	16 / 15	0.20 / 0.18	1.67 (0.76)
				SCE-N3RFA44-230	230V 50/60hz	(66 / 80)	40 / 44	16 / 15	0.13 / 0.10	1.67 (0.76)
Exhaust Filter: SCE-N12FGA44LG	2	0.125	12	SCE-N12FA44LG	115V 50/60hz	26.5 / 29.4	46 / 49	16 / 15	0.20 / 0.18	1.67 (0.76)
				SCE-N12FA44-24VLG	24V DC	28 (47)	42	7.4	0.309	1.10 (0.50)
Exhaust Filter: SCE-N12FGA66	3	0.125	12	SCE-N12FA66	115V 50/60hz	135.4 / 158.9	60.0 / 69.2	39 / 41	0.36 / 0.36	3.09 (1.40)
				SCE-N12FA66-230	230V 50/60hz	(230 / 270)	65.3 / 68.1	42 / 48	0.18 / 0.19	3.09 (1.40)
				SCE-N12FA66-24VDC	24V DC	86 (146)	42	17	0.71	3.09 (1.40)
Exhaust Filter: SCE-N3RFGA66	3	0.125	3R	SCE-N3RFA66	115V 50/60hz	135.4 / 158.9	60.0 / 69.2	39 / 41	0.36 / 0.36	3.09 (1.40)
				SCE-N3RFA66-230	230V 50/60hz	(230 / 270)	65.3 / 68.1	42 / 48	0.18 / 0.19	3.09 (1.40)
Exhaust Filter: SCE-N12FGA66LG	3	0.125	12	SCE-N12FA66LG	115V 50/60hz	135.4 / 158.9	60.0 / 69.2	39 / 41	0.36 / 0.36	3.09 (1.40)
				SCE-N12FA66-24VLG	24V DC	86 (146)	42	17	0.71	3.09 (1.40)
Exhaust Filter: SCE-N12FGA1010	4	0.125	12	SCE-N12FA1010	115V 50/60hz	306.1 / 341.4	60.0 / 69.2	74 / 83	0.63 / 0.73	6.83 (3.10)
				SCE-N12FA1010-230	230V 50/60hz	(520 / 580)	65.3 / 68.1	70 / 85	0.31 / 0.35	6.83 (3.10)
				SCE-N12FA10HF	115V 50/60hz	483 / 547	70 / 72	125 / 172	1.1 / 1.5	9.37 (4.25)
				SCE-N12FA10HF-230	230V 50/60hz	(820 / 929)	70 / 71	125 / 166	0.31 / 0.35	9.37 (4.25)
				SCE-N12FA10HF-460	460V 50/60hz 3~		70 / 71	110 / 175	0.20 / 0.24	9.37 (4.25)
Exhaust Filter: SCE-N3RFGA1010	4	0.125	3R	SCE-N3RFA1010	115V 50/60hz	306.1 / 341.4	60.0 / 69.2	74 / 83	0.63 / 0.73	6.83 (3.10)
				SCE-N3RFA1010-230	230V 50/60hz	(520 / 580)	65.3 / 68.1	70 / 85	0.31 / 0.35	6.83 (3.10)
				SCE-N3RFA10HF	115V 50/60hz	435 / 494	74 / 79	165 / 215	1.47 / 1.84	9.40 (4.26)
				SCE-N3RFA10HF-230	230V 50/60hz	(739 / 839)	66 / 69	155 / 195	0.67 / 0.85	9.40 (4.26)
Exhaust Filter: SCE-N12FGA1010LG	4	0.125	12	SCE-N12FA1010LG	115V 50/60hz	306.1 / 341.4	60.0 / 69.2	74 / 83	0.63 / 0.73	6.83 (3.10)

Operating temperature range 14°F to 131°F (-10°C to 55°C)

