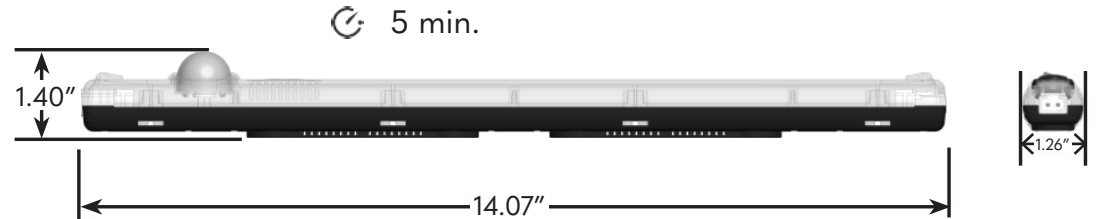
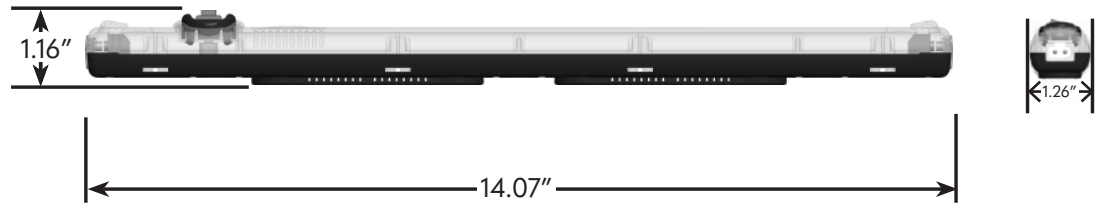


# LED STRIP LIGHTS - 700 LUMENS

## SCE-SLMS700



## SCE-SLOF700



## NOTE FOR BOTH UNITS:

These LED light strips contain a mechanical installation clip that is shipped loose with this accessory. This clip allows the user to direct lighting up to 30° when configured to the unit.



# LED STRIP LIGHTS - 700 LUMENS (CONT.)

## USAGE

The lamp is used for the illumination of stationary control cabinets and electrical enclosures.

## SAFETY GUIDELINES

- Installation must only be carried out by qualified electrical technicians in observation of the respective national power supply guidelines (IEC 60364).
- The safety measures according to VDE 0100 have to be ensured.
- Lamps with magnetic fixings need to be checked to ensure that the holding power of the magnets is sufficient for the respective application including the connection cable.
- The lamps must be mounted stationary.
- With the magnet fixing the lamp can be flexibly mounted inside the electrical enclosure.
- The technical specifications on the type plate must be strictly observed.

·The device must not be opened for repair.

·The lamp must not be used as a hard light.

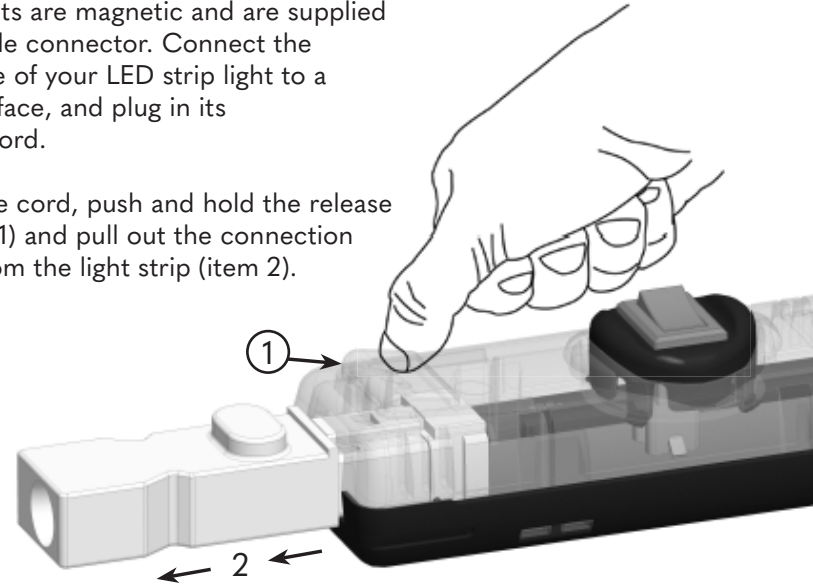
### **WARNING!**

There is a risk of personal injury and equipment damage if the connection values are not observed or polarity is incorrect.






## INSTALLATION INSTRUCTIONS

LED strip lights are magnetic and are supplied with a wireable connector. Connect the magnetic side of your LED strip light to a magnetic surface, and plug in its connection cord.

To release the cord, push and hold the release button (item 1) and pull out the connection cord away from the light strip (item 2).



## GENERAL SPECIFICATIONS

-  100 to 265 (VAC only) 8W
-  LED, 120°, 6500K, 700Lm
-  max 90% Rh
-  -20°F to 155°F
-  4.9 ounces